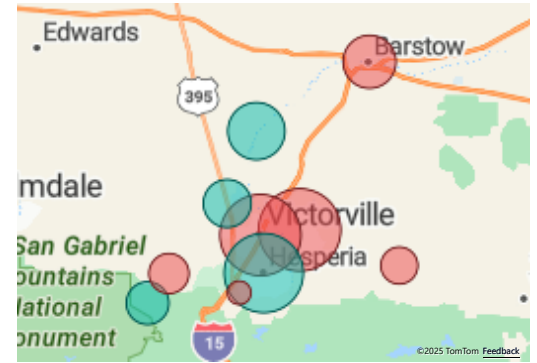




CALIFORNIA  
ASSOCIATION  
OF REALTORS®

**HDAOR**  
**HIGH DESERT**  
ASSOCIATION OF REALTORS®




High Desert  
Region

August 2025



Snapshot



322

\$437,250

\$241

100.0%

YoY % Chg.



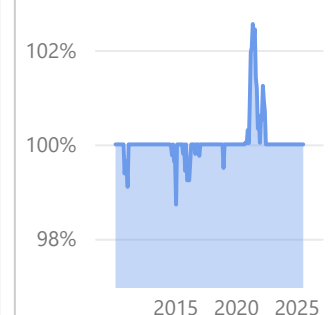
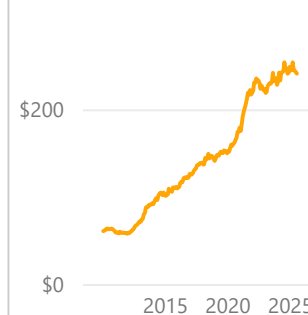
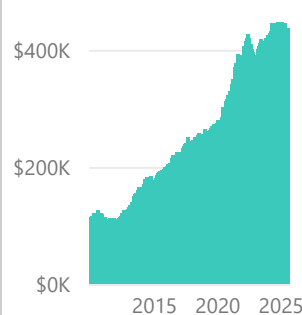
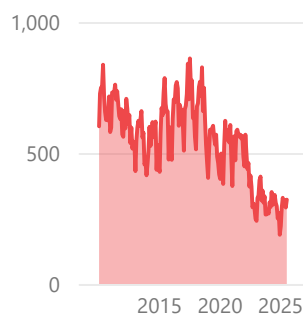
-5.3%

-1.7%

-5.1%

0.0%

Trends



Definitions



Existing SFR Sales: Closed transactions of properties listed on various MLSs across the state during the current month for the selected geography and property characteristics.

Existing SFR Median Price: Median price of all closed sales listed on MLSs across the state during the current month for the selected geography and property characteristics.

Existing SFR Med. Price/Sq. Ft.: Median price per square foot of all closed sales listed on MLSs during the current month for the selected geography and property characteristics.

Existing SFR Med. Sales-to-List Ratio (%): Gap between selling and listing prices for homes sold on MLSs during the month for the selected area and property characteristics.